

NETHERLANDS PHILATELY



JOURNAL
of the
American Society for Netherlands Philately
Volume 1/1



Netherlands Philately

THE JOURNAL OF THE AMERICAN SOCIETY FOR NETHERLANDS
PHILATELY
Volume 1, Number 1

September 1, 1975

Board of Governors

Dr. A.M. Benders, Odijk
Frank Julsen, Paradise Valley
E. Matthews, Bracebridge, Ont.
Dr. Fred L. Reed, New York

President

Rev. Richard J. Bennink
3064 S. Jasmine
Denver, CO 80222

Vice President

Laurence H. Rehm
443 Stratford Avenue
Elmhurst, IL 60126

Secretary

Paul E. van Reyen
P.O. Box 555
Montclair, NJ 07042

Treasurer

John W. Van Buskirk
11 Park Place
New York, NY 10007

Netherlands Philately is published quarterly by the American Society for Netherlands Philately, P.O.Box 555, Montclair, NJ 07042

© Copyright 1975. The ASNP.

(Opinions expressed in the various articles in this journal are those of the writers and not necessarily endorsed by the ASNP or this journal.)

FROM THE EDITOR

Here is your first issue of our journal. If you like it, let us know. If you don't like it, tell us how it can be improved. If there are subjects you are interested in and would like to read about, write us what it is. We might find someone who knows a lot about it.

If you are wondering about the large question mark on this page, start thinking about a LOGO for the ASNP. This could be some kind of contest, but we haven't decided yet what the prize should be. Try to send a drawing, rough or finished, and we'll run a few of the best ones in the next issue so that the members can vote on it. Ideas so far: windmill stamp with ASNP instead of the value (see the 1963 'summer' set); the Dutch PTT emblem with ASNP instead of PTT.

CONTENTS

Woord van de President	2
The Netherlands Philatelic Circle	2
Word of Welcome, by Drs. A van der Willigen	4
Surinam NVPH 213-Scott 183	4
The First Air Mail Issue of Curaçao	8
Castles on Netherlands Stamps	12
Two Types of Phosphorescence	14
About this issue	15
APRL	16
Book Review	inside back cover

Advertising: Advertising rates will be sent on request to the Editor, Netherlands Philately, P.O. Box 555, Montclair, NJ 07042.

Woord van de President

During the seventeenth century there was a saying, "God created the heavens and the earth, but the Dutch created the Netherlands." The spirit of Dutch independence flowered during their Golden Age, unyielding against the ravages of the sea. The result was a proud, determined, perhaps even stubborn people who developed colonies throughout the world as indications of their wide influence. Interest in the history of the Dutch Republic runs high among those of us, direct descendants, even in America. Many others find themselves attracted to this little country with its strength of character and wealth of culture.

Philatelic interest in the Netherlands and Colonies has ebbed and flowed throughout the years, much like the tides of the sea. In the New World, which early Dutchmen helped to settle and organize, there has not been a unifying organization for all collectors of Netherlands-related material. Specialists, who have diligently studied and described various facets of Netherlands philately, have managed to form a number of clubs and groups. Yet, the general collector, while being limited in resources, both in terms of research and finances, has had no opportunity to obtain the services of a national organization.

To fill this need, the American Society for Netherlands Philately has been born. Thanks largely to a small group of dedicated persons, ASNP is in its early infancy. Like anything at this stage of growth, the society needs nourishment, support, and time to develop.

To nourish the idea we must rely on your creativity. Those of us who have been involved in initiating the society have some basic ideas but we need you, the members, for guiding and directing our growth. Therefore, shower us with your ideas. For support we are dependent on the total membership. A few people can start the organization's first few steps, but to provide for stamina over the long haul we must have volunteers for many unheralded tasks. If you have time and interest, especially if you have research or articles for our journal, share these with your fellow members. Finally, we need time. There may be a temptation for some of us to expect perfection, or at least "gold medal" quality, from our society and its publications. We will arrive at maturity in due time, but not without some mistakes, a few failures, and perhaps even a hole or two in the dike. Don't run without first trying to use your own thumb.

An amazing number of you have joined prior to our first journal. Thank you for your confidence; it inspired us. Some of you have preferred to wait until you receive this first issue. We understand. Let us know your reactions; better yet, join us now and help to make ASNP what you want it to be.

To everyone of you "WELKOM!"

Richard J. Bennink

The Netherlands Philatelic Circle

In 1945 five enthusiasts of Dutch stamps met in Glasgow and discussed the formation of a study group to further the known interest in Dutch stamps and postmarks. The outcome was the formation of *The Study*

Circle of Holland & Colonies, an autocratic body controlled and run by the founders. Articles and notes on different aspects of Dutch philately were published in *G.O.G.*, a magazine produced by a Glasgow stamp dealer.

The Circle grew in numbers and in January 1954 a new and democratic constitution was drawn up and the name changed to *THE NETHERLANDS PHILATELIC CIRCLE* with the publication of their own journal, "The Netherlands Philatelist."

The society as constituted therefore celebrated its coming of age this year and can look back on a reasonable record of achievement and progress in all aspects of Dutch philately. Perhaps one item which may be singled out was the translation into English of the Netherlands Specialist Catalogue up to 1965, undertaken by permission of the NVPH, thus enabling many members handicapped by a lack of knowledge of the language to go more deeply into the issues. Co-operation with Dutch writers and publishers has enabled translations from the Dutch philatelic press of many studies, to which must be added articles by the members, thus making "The Netherlands Philatelist" a magazine of considerable philatelic interest.

A News Letter covers general society business and notes, personal and philatelic, while stamps themselves are catered for in an Exchange Packet and periodic auctions for members. There is an extensive library in both Dutch and English on Netherlands philately which is made good use of by the members.

An annual Congress, which incorporates the A.G.M., is generally held in April.

The Netherlands Philatelic Circle sent the following message to the ASNP:

At the Netherlands Congress I spoke to the members on the formation of your new Society and it was agreed we would co-operate with you in the exchange of information, published by us, with the usual acknowledgement. We are also suggesting that any studies being undertaken be publicised by both societies in order that interested members may contribute with the end view of arranging publication. It is with this in mind that I am sending a copy of the listing so far recorded by us on the 'large round' of N.E.I. and trust you will be in a position to publicise it so that additions from your members may be included.

Finally we would like to wish you and your new Society every success and I will personally be pleased to act as your representative in Great Britain to co-ordinate the work of the two Societies.

W.L. Morton
Immediate Past President
The Netherlands Philatelic Circle

Drs. A. van der Willigen who is not only the cancellation and postmark editor of the Maandblad but also runs the expertization service of the "Bond," kindly sent us a Word of Welcome. We are very grateful for this gesture and hope that it bodes well for the future. It proves that our new efforts to enhance and encourage Netherlands philately in America are seen as an important link in a worldwide network of information for the collector of Netherlands stamps. Please turn the page for Drs. A. van der Willigen's letter.

Word of Welcome

It goes without saying that people who want to have fun and profit from their hobby should have good information available.

This also applies to stamp collectors, because those who have passed the first stage of just saving (in a notebook or primitive album) and who are getting interested in various aspects of philately - if they really want to become serious philatelists - will not only look up the value of their stamps in catalogs, but will also feel the desire to know more about paper varieties, printing techniques, colors, perforations, purpose and rates at which stamps have been used, cancellations, postal mechanization, fakes and other varieties, each according to their own preferences.

The existing literature is not really complete for these purposes and often - especially in foreign countries - not available.

That's why it is a lucky circumstance, especially for the members of the American Society for Netherlands Philately, that now a new journal will appear, which, we trust, will be filled by and for these members, with those items among which every specialist will find something to his liking.

Of the many millions of letters, post cards and printed-matter sleeves which through the years have been used in the Netherlands and sent to other countries from the Netherlands only a very small part - except for the purely philatelic items - has been saved, but journal articles can draw attention to special aspects which had not been noted before, so that it can be proved that collecting stamps on entire pieces is preferable to the soaking off of the stamps as fast as possible.

We hope that this journal, too, may help a lot to enable American (and possibly other) philatelists to enjoy their - luckily peaceful - hunting instincts for new acquisitions of the Netherlands and its overseas parts of the Kingdom.

We gladly wish the authors and the publisher a great success with their initiative.

The Hague, July 1975

Drs. A. van der Willigen

Surinam NVPH 213-Scott 183

There appear to be only two articles that mention the varieties of the 7½ ct on 10 c overprint, issued June 26, 1945. The first one appeared in *Netherlands and Colonial Philately*, Vol. XI, No. 1, page 4, October 15, 1945). The second (in Dutch) in the *Nederlandsch Maandblad voor Philatelie* in June 1956, pages 113-115. A correction appeared in September 1956 on page 196. The first article is incomplete, while the second has more information and is tabulated below. This information has been confirmed by examining two enlarged photographs (negative and positive) of a complete sheet and several blocks of stamps.

There is one variety that is not mentioned and that is the double overprint, of which one is upside down (Van Dieten auction, February 7, 1975, lot No. 3244).

The original sheets consisted of 100 stamps, ten rows of ten. A total of 200,000 stamps was overprinted, thus 2,000 sheets. The positions are given by numbering the top row 1 - 10, the second 11 - 20, etc. (see simplified reconstruction on the next page).

MAJOR VARIATIONS

Small C (3.0 mm tall; the large C is 3.3 mm tall) indicated by 'c' on reconstruction

1 C	2 c	3 C	4 C	5 C	6 C	7 C	8 c	9 C	10 C
11 C	12 G	13 C	14 C	15 C	16 C	17 C	18 C	19 C	20 C
21 C	22 C	23 C	24 c	25 C	26 C	27 C	28 c	29 C	30 C
31 C	32 C	33 C	34 c	35 c	36 C	37 C	38 c	39 C	40 C
41 C	42 C	43 C	44 C	45 C	46 c	47 C	48 C	49 C	50 C
51 C	52 C	53 brC	54 C	55 C	56 C	57 C	58 C	59 C	60 C
61 C	62 c	63 C	64 C	65 C	66 C	67 C	68 C	69 C	70 C
71 C	72 C	73 C	74 C	75 C	76 C	77 C	78 C	79 C	80 C
81 C	82 C	83 C	84 C	85 C	86 C	87 C	88 C	89 c	90 C
91 C	92 C	93 C	94 C	95 C	96 C	97 C	98 C	99 c	100 C

Stamps with small 'c':
nos. 2, 8, 24, 28,
34, 35, 38, 46, 62,
89 and 99.

Stamp no. 53 (see photo) has the top knob of the curl missing (the 'c' looks like part of a zero).

Blackout bar (normal is 2 x 8½ mm) consists of two short bars (2 x 4 mm)

Stamps with two bars:
nos. 47-63 inclusive
and no. 65.

Variation in the numeral 1 of '½':

1. Long foot instead of short (nos. 72 and 74 (see photo on following page)). The length is not consistent for the other positions. This '1' with the long foot is also thinner than the others

2. Flat top instead of a pointed top (no. 12) (see photo)

Variation in the numeral 2 of '½':

Thick and rough (no. 93).

Variation in the numeral 7:

1. With a straight top (no serif or "upswing" to start): stamps nos. 2, 24 and 91.
2. With a thick sloping top (stamp no. 92).
3. Very fat 7 with a base of 1 mm instead of ½ mm: stamps nos. 13, 17, 18, 40, 53, 65, 68, 69, 93 and 97.
4. Top bar with a curled end (stamp no. 34).

Variation in the fraction bar:

1. Length (not precise as given below):
 - A. Short, 4½ mm long: stamps nos. 12, 17, 33, 51, 59, 62 and 99
 - B. Long, 5½ mm long: stamp no. 1
 - C. Normal, 5 mm long: all other copies.
2. Position

There does not appear to be any rhyme nor reason as to whether the fraction bar is high or low. If there was only one setting of the overprint (it appears that way), then during the printing one or more of the bars shifted position (definitely for nos. 34 and 39). The definition for 'high' fraction bar is one that is level with the bottom of the '2' or



1

2

3

4

5



11

12

13

14

15

71

72

73

74

75



81

82

83

84

85

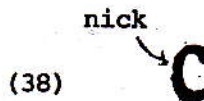

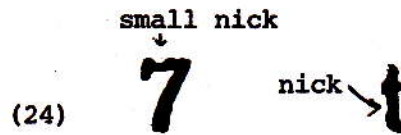
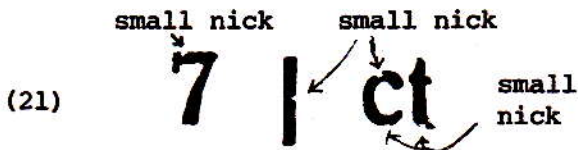
higher.

PLATING

A simplified layout of the sheet with some of the above-mentioned varieties is given on page 5. Stamps of this sheet can best be plated by the flaws that appear in the overprint numerals and letters, coupled with the varieties as listed. A number of these flaws are indicated below. The drawings may not be entirely accurate as far as the exact position of the flaw is concerned, but they can be compared with those that can be seen in the photographs on the preceding page and the photo of stamp no. 53:

- stamp no 4: nick in 7 and broken bar of the t
- stamp no. 15: flat t
- stamp no. 53: broken 2
- stamp no. 71: no tail to the t
- stamp no. 72: rough left edge of t
- stamp no. 81: nick in t
- stamps nos. 84 and 85: nicks and roughness in t's

Harold F. MacDonald



The First Air Mail Issue of Curaçao



Perhaps the first indication that Curaçao was to be connected by air to the mainland came in a report in the New York paper *The World* of Sunday, January 6, 1929, in which the plans of Pan American Airways were spelled out. The newspaper stated that the route Miami-Cristobal, C.Z. would be opened on January 9. Actually, the first flight, by Charles Lindbergh, took place on February 4.

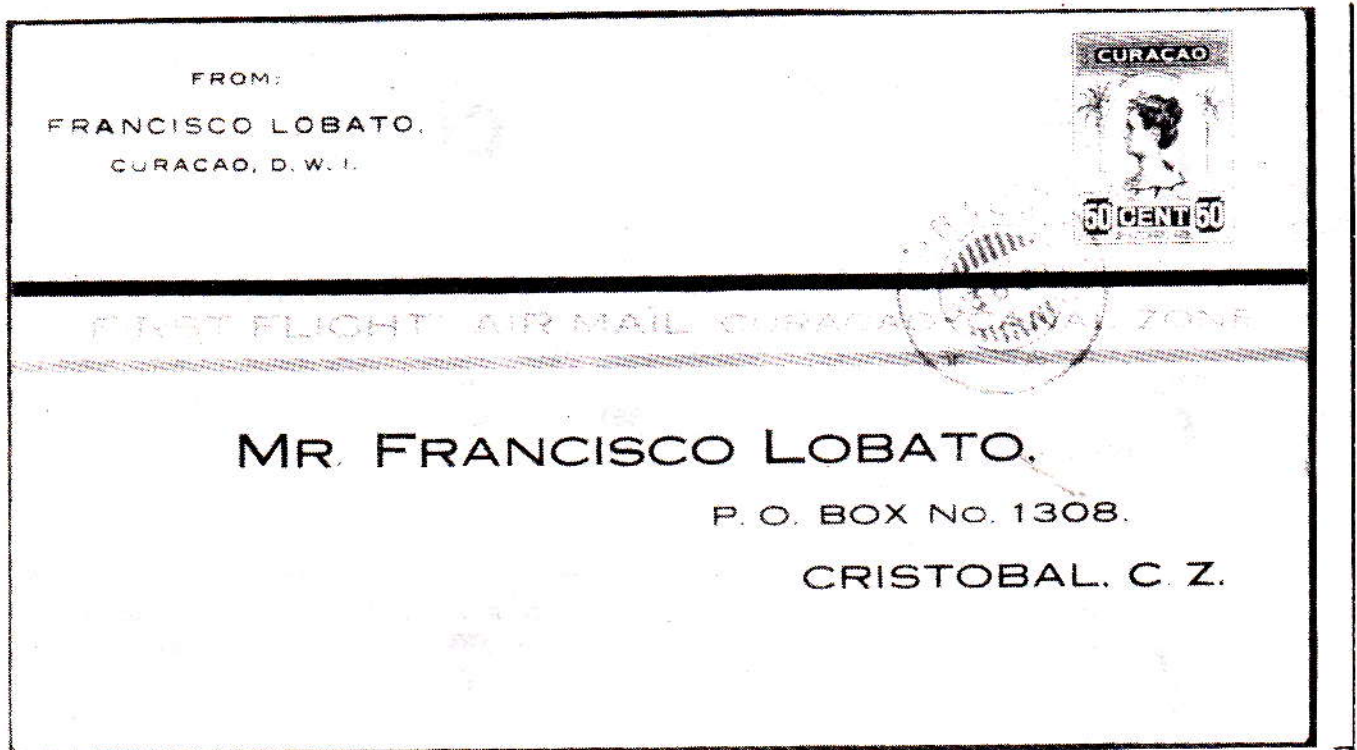
A map given with the newspaper article showed that a further connection to Curaçao was a "projected extension."

A look at the stamp illustrated above -- to commemorate the 35th anniversary of the regular service Curaçao-Miami v.v. -- shows the flightplan: from Curaçao to Barranquilla (Colombia), to Cartagena (Colombia) to Cristobal, and from there to Miami. The special marking on the first-flight cover "Curaçao-New York" is technically incorrect. The mail was unloaded in Miami and further transported by air to all points in the U.S.

The first plane -- a 2-engine S-38 amphibian with a top speed of 110 miles, a load capacity of 3,000 lbs. and (officially) room for 8 passengers -- left Miami on June 18 and arrived in Curaçao June 21. The return flight, the first flight as far as Curaçao was concerned, left June 23. The cover illustrated below makes clear that this flight had been announced in plenty of time to prepare special envelopes. Remarkably enough, some of the postmarks show an inverted 6 for June, making the cancel read 23 September 1929.

It is remarkable too how little is known about these early flights. A visit to the PanAm library in New York did not reveal how often this flight in either direction took place. Another question which came up in regard to the accuracy of the above-shown stamp was: Is it true as a book on the Tercentenary of Curaçao stated that the schedule was suspended in 1931? A perusal of flight schedules for 1931 and 1932 shows, indeed, that PanAm suspended the direct flights to Curaçao, but we also could not find out how long this suspension lasted.

As the illustrated cover also shows, ordinary postage stamps were used for this



FROM

*Jose L. Granvik
West Steeg
Charlotte Curacao
L. U. S.*



United Portrait Co.

1652 Ogden Avenue

Station C

Chicago, Illinois

Airmail

first flight. It was not until July 5, that a Government Resolution of July 4 (*Publicatie-Blad* No. 56) became available, stating that:

1. letters to Cristobal, weighing not more than 10 grams, would require 50 cents, and for each additional 10 grams or part thereof, another 50 cents.
2. letters to the U.S. to a total weight of 10 grams would cost 1 guilder; for each additional 10 grams or part thereof, another 1 guilder.
3. for an extra 15 cents letters could also be registered.

This resolution became valid the day after its release, but would be applied from June 22, inclusive.

If we look in the catalog, we see that three values were overprinted with LUCHT-POST and the values 50 ct., 1 Gld., and 2 Gld., which correspondes with the single letter rate to the Canal Zone, and the single and double rate to the U.S. Let us first look at Nos. 2 and 3. They are overprints on the 20 cents blue and 15 cents olive, both of which had been replaced on April 13, 1926, by the 20 cents olivegreen and the 15 cents light blue, but then subsequently replaced by these values in the entirely new altered Jubilee set of 1928. There were probably thousands of these old stamps left in the warehouse of the post office in Curaçao. But for the No. 1 the last current 12½ cent stamp was used, most likely because the original 12½ cents, if still available in quantity, was also blue. Thus the 12½ cents overprint is the only one with two varieties in the original stamp: one printed on prepared (shiny) paper; the other not.

The overprinting itself most likely took place at the printing plant of the *Curaçaosche Courant*, and due to the limited equipment the sheets of 100 stamps were first torn in half, so that we find any printing varieties, for instance on the first row of stamps, repeated on the sixth row of the whole sheet. Apart from minor varieties, the catalog lists a major one in both the guilder values. On the fifth stamp



Via Airmail

Mrs.



Hilda Hinz.

Post-Office.

Balboa. C.Z.

Airmail



A. H. M. in Nieuw



Poste Restante

R CURACAO
Willemstad
N

Cristobal

of the fourth row of the half sheets, the "1" in Gld. was actually a capital "I" (see photo). As there were 9,504 1-Gld. stamps sold, this error can only occur on 190 stamps. The 2-Gld. stamp which sold 7,607 copies occurs 152 times with the major Gld error. The photograph of the cover with the whole set shows that on the 14th of October, the last day of use, this error had not been discovered yet!



Another error, probably also repeated twice per 100 copies, is the broken left foot of the 1 in 1 Gld., which occurs on the ninth stamp of the second row (see photo of a block of four that was auctioned at Rietdijk's, March 30, 1971).

The cover shown at the top of the previous page is addressed to the Canal Zone, and must have weighed more than 10 grams, since the total prepayment is 1 guilder, consisting of an additional 35-cent stamp (NVPH No. 99) on a stamped envelope of 15 cents, plus a 50-ct. air mail stamp. The back shows an Aruba return address, but the stamps are canceled in Curaçao. This means that the sender happened to be in Curaçao when the letter was mailed.

The cover addressed to United Portrait Co. in Chicago shows a 1-Gld. stamp plus an additional 15-cent stamp necessary for registry. Obviously lighter than 10 grams. The cover carries on the back a Miami arrival postmark, an air mail arrival cancel of Chicago-Reg'y, and another Chicago-Reg'd marking. The dates are interesting: the letter was mailed September 25, arrived in Miami September 30, in Chicago October 3 and at Station C October 4, 1929.

Remarkably enough, the 2-Gld. stamp singly on cover does not seem to exist. The Canadian dealer Bileski, who has been in the stamp business for over 50 years, stated that he had never seen this 2-Gld. stamp on cover.

The end of this air mail set was already in sight, mainly because, as the *Special Catalog* states, it was feared that these stamps would be counterfeited to the detriment of the post office. Thus, on the 19th of October 1929, a Government Resolution was published, dated October 17 (*Publicatieblad* No. 76), which stated that the air mail stamps were invalidated starting October 15, but that undamaged copies could be returned to the post office in exchange for money or current stamps.

Even though this resolution did not appear until October 19, it must have been known that October 14 was the last day of validity, as is proven by the cover illustrated at the bottom of the previous page. The same person sent a number of covers with the entire set to the same Poste Restante address in Cristobal, registered, so that they would eventually be returned to him. At auctions I have seen at least four identical covers except for the fact that this one has the 2 Gld. misprint.

Since all the covers to the U.S. that I have seen had a backstamp of Miami, two covers which showed up at auction some time ago made me suspicious. Both were addressed to the same dealer in New Jersey, and neither one showed a Miami postmark, although one had a Newark Parcel Post cancellation. Remarkable!

Another interesting thing: Some years ago a Dutch auction house had a set of the first air mail stamps (not on cover or on piece) canceled with a SABA postmark. As the resolution of July 4 distinctly states that these air mail stamps were only sold at the post office in Curaçao, we have to assume the following: someone bought the stamps in Willemstad, sent them by boat to Saba, where they were either favor-canceled, or perhaps canceled on a letter, which then traveled by boat to Curaçao after which the letter traveled to its destination, by air mail. This sounds unlikely, to say the least.

Very dangerous counterfeits exists; these stamps should always be expertized.

If any reader can throw more light on any detail which the author has not sufficiently researched, please do. We can all learn from these exchanges.

Castles on Netherlands Stamps

In May 1951 the Dutch government issued the usual set of "summer stamps," the additional revenue going to cultural and welfare organizations. The five stamps portray five castles from among the country's roughly three hundred. The 2 cent shows *Hillenraad Castle* in the province of Limburg, near Venlo, still inhabited by a private family. The 5 cent gives a view of *Berg Castle* in the eastern part of Gelderland, situated in the town of 's-Heerenberg. The *Castle of Hernen* which is found in the Betuwe is shown on the 6 cent. The 10-cent stamp pictures *Rechteren Castle* where the count of Rechteren still holds sway. Finally the 20 cent gives a picture of *Moermond Castle*, in the Zeeland isle of Schouwen, near Renesse.

Since the castles in the Netherlands are not too well known — except for a few which have recently figured in KLM advertisements — for the simple reason that most are fairly well off the beaten track and otherwise inaccessible, a few details on the castles pictured might be appreciated.

Hillenraad Castle has not as yet been studied extensively. It is known that the present building dates largely from the eighteenth century, when an existing small keep (one defensible tower, which constituted the entire castle) was rebuilt, or rather, hidden away in an imposing structure with four corner towers set in a moat. A planned study on the monuments of South-Limburg will probably have a lot more to say about *Hillenraad*.

Bergh Castle, the main tower of which is shown on the stamp, has been thoroughly investigated because of a fire which gutted the castle in 1939. This gave archeologists a chance to excavate to their heart's content and the results were rather spectacular. In the center of the low artificial

hill on which the castle stands, the remains were found of a large round tower, probably built sometime around 1200, and some old walls. Before the tower was totally demolished, a large hall was built next to it, but this hall also succumbed, although parts of the tower and the first hall are found in the basement of the present castle.



When the round tower and hall were destroyed, a massive rebuilding program was undertaken. On the surviving foundations of the hall another domestic building was constructed and the entire castle was surrounded by an extremely thick, ten-sided wall, with little turrets at every second corner. In the beginning of the fifteenth century the heavy tower was built which is shown on the stamp. Around 1600, when the domestic accommodations within the castle proved to be insufficient, an extra storey was added to the hall, and some 25 years later a triangular wing was built out into the moat on the east side. The counts Van den Bergh, one of whom married a sister of William of Orange, played rather a dubious role during the Dutch war of independence, and the family consequently turned to the German Empire rather than to the court of the stadholder at The Hague.



In 1735 a disastrous fire reduced the castle to a ruin, but the owner rebuilt it, destroying the surrounding wall, and generally simplifying the roof construction, which up to that time had shown a rather charming diversity of gables and independent little roofs, signifying successive building periods. At the end of the eighteenth century the Van den Berghs died out and their possessions were inherited by the Catholic branch of the Hohenzollerns, who, of course, having plenty of accommodation in Germany, did not care too much for this rather grim building in an isolated corner of the Netherlands. In 1912 it was sold to Mr. (later Dr.) Van Heek, a wealthy textile manufacturer, who was also the guiding spirit behind the Twentsch Museum in Enschede, a museum famous for its early-Dutch works of art.

Dr. Van Heek gradually restored the more-or-less dilapidated castle until it became a comfortable home for him and his family. In 1939, while Dr. Van Heek was out of the country, he received a telegram announcing the total destruction of the castle by fire, most of the art works having been saved, however. Although the situation was rather difficult during the war years, Dr. Van Heek managed to restore the castle completely in a few years, the result being an improvement upon the situation in the 1930's. Since it is still a private residence, it cannot be visited.

Our third castle, that of *Hernen*, belongs to the "Friends of the Gelderland Castles," and can be visited, since the largest part is a museum, and only an apartment in the castle is occupied. *Hernen Castle* was lucky in that during the Eighty Years' War the castle was in the hands of a Catholic noble family whose domicile was in the Southern Netherlands (now Belgium) so that it was inhabited only by a caretaker and was not renovated or "spoiled" during the succeeding centuries. In 1938 the owner, Jkvr. Den Tex, donated the castle to the "Friends," who embarked on a restoration program which was hampered first by the war and later by constantly rising costs and lack of money. However, by 1964 the restoration was finished, so that the visitor can now see a unique feature in Dutch castle architecture, namely a covered wall-walk from the fourteenth century.

The castle of *Hernen* has a very complicated building history, which however in essence is very simple. The original castle, built around 1350, consisted of a walled courtyard and a huge tower on one corner. Within the courtyard there were a few half-timbered buildings which were successively replaced by brick "wings" so that by 1555 the entire courtyard was built up, leaving only a very small interior court. The round tower which shows on the stamp to the right was also added on during one of these building campaigns. The two turrets on the left are original. During the last century the great tower, the walls of which being ten feet thick had been hollowed out on the inside to make more room, collapsed during a storm. It was demolished and the foundations now form a terrace above the ground.

Rechteren Castle consists of three distinct parts which are visible in the stamp: a large building, probably thirteenth or fourteenth century in date, a big tower - prominent in the stamp - dating from the fourteenth century, and a connecting wing between tower and main building from 1726, restored at the end of the last century. At that time the top of the tower was also "medievalized," that is, provided with "real" Gothic arrow-loops and the like. At a recent restoration these refinements, which can still be seen on the stamp, have been removed. *Rechteren Castle*



was built on an island between two branches of the IJsel River, near Dalfsen in Overijssel. As it is a private residence, it too cannot be visited.

Our last castle, *Moermond Castle*, started from humble beginnings. The main part of this small castle formed a gatehouse to a castle which most likely was never built. On two sides of the building one can still see the old arched openings which have since been bricked up. In the grounds of the castle some years ago were found the foundations of a very large circular castle, dating from the thirteenth century, a possession of the lords of Renesse. This castle was destroyed around 1300, but the remains have been "consolidated," which means that the foundations have been restored to above ground level so that they are visible to visitors. While the archeologists were digging around, they uncovered the remains of a second castle, much smaller, consisting mainly of one hall with two adjoining round towers. These foundations have also been consolidated. The gatehouse, dating from the fourteenth century, was rebuilt as a dwelling in 1513, and subsequently enlarged with projecting wings, which can be seen on the stamp to the left and behind the tall stair-tower, built in 1612. When the 1953 flood hit the isle of Schouwen, Moermond Castle which was then a boarding school was evacuated by the pupils. Since then it has had a checkered history, but its existence at least is assured. At this time we cannot say for sure whether it can be visited, but the grounds are open to the public.



For our readers who want to visit Dutch castles when in the Netherlands, there are a few small guides available, one of which is being published by the Shell Oil Co. If you are unfamiliar with the Netherlands it is best to take a native Dutchman along who can help you to find the isolated spots in which many castles are found, or who can find out which trains and buses get closest to the castles you want to visit.

Paul E. van Reyen

Two Types of Phosphorescence

As you all probably know, two types of phosphorescent paper have been used for Netherlands stamps. Before the introduction of phosphorescent paper, the paper for Netherlands stamps usually contained some substance causing a slight bluish luminescence under ultraviolet light in the dark. The difference between luminescence and phosphorescence is that the glow in the dark of the latter continues for a bit less or a bit more than a second after you switch off your ultraviolet lamp. Phosphorescent paper (without watermark) was first used in 1962 for 3 stamps sold at the Gouda post office (4, 8 and 12 ct; NVPH Nos. 774-776); in 1967-1969 (with watermark) for five stamps (12, 15, 20, 25 and 45 ct) sold in Rotterdam (NVPH Nos. 618a, 619a, 621a, 623a, 628a), and soon afterwards for seven additional values in the old Queen Juliana (Hartz) type. Under ultraviolet light these stamps in the dark

showed a bright yellowish glow that would last when the U.V. lamp is switched off. To see this clearly, the room, of course, should be dark.

As the new Juliana Regina stamps appeared in denominations from 30 ct up to 80 (and recently also 90) ct, we found them under U.V. light to glow bluishly white like the old nonphosphorescent stamps (though brighter), but the difference is that in the dark the bluish white glow lasts after the lamp is switched off. That is, the new stamps are all phosphorescent, but bluish instead of yellow.



The guilder values in the Juliana Regina type, printed on Violino paper, do not show phosphorescence.

So far, what I told you is probably nothing new to you. However, here comes the catch.

In the first place, the 25 ct Juliana Regina was issued merely in booklets. When it first appeared in 1969 there were soon two versions: On nonphosphorescent paper (NVPH booklet 64), and on the old yellowish phosphorescent paper (NVPH booklet 64a). (The single stamps have NVPH numbers 939 and 939a.)

In 1972 these 25-ct stamps (NVPH No. 940) also appeared in booklets on the new bluish phosphorescent paper, for instance, setenant with the 5-ct orange Van Krimpen stamp (NVPH booklet 69). In daylight the later 25-ct stamps appeared more red instead of the original orange-red.

Recently, however, I have seen copies of the 50 and 60 ct Juliana Regina printed on the old yellowish phosphorescent paper. These stamps had been sold as new issues, so they probably were from early printings of these denominations in the Juliana Regina type. Later printings all are on the bluish phosphorescent paper.

The questions about which I am puzzled now are the following: (1) Do yet other denominations in the Juliana Regina type exist on both types of phosphorescent paper? (2) Are the yellowish phosphorescent varieties rather common, or are they a rarity?

Who has any answers? And who has extra copies of the yellowish phosphorescent variety of the Juliana Regina stamps that he or she is willing to sell me? Mint or used.

Dr. F.J. Belinfante

About this issue

As you can see, we had so much material — perhaps not all what you had expected, that we had to use the inside back cover for the remainder of an article and the book review. Luckily, we did not have ads planned for that space. But ads are very important to the future of our journal. Ads, you might say, are the lifeblood of a great many publications, for without ads you wouldn't have them. So ... we are desperately looking for an Advertisement Manager for the journal. Is there anybody in the ASNP who thinks that he or she might like to do this kind of work?

Laurence Rehm will be the Chairman of the Editorial Committee. We also have already one volunteer member, Mrs. Georgann Francis, who is heartily welcomed! Anybody else?

Our next issue will be due around December 1, that is, it will be mailed around the middle of November. If you think that you haven't received your issue, please write the editor; it might have gotten lost in the mail. Contributions or articles for this issue should reach the editor during October, preferably early in the month. We will also resume our small ads — free — for members in that December issue.

APRL

The American Philatelic Research Library was incorporated in 1968 as the research and educational arm of the American Philatelic Society. The APRL is the result of the long-expressed wish of thousands of collectors since the emergence of stamp collecting as a major hobby. It has been recognized for decades that a national philatelic library which would exist to serve the needs of serious philatelists, regardless of their place of residence, would be a boon to all stamp collectors and a tremendous boost to the hobby. The APRL is now fully operational and offers all collectors and researchers a wealth of philatelic research material without any membership requirement.

Book Loan and Copy Service

Handbooks, catalogs and bound periodicals are available for loan through the mail for a 50¢ fee per book to cover postage and handling. Members of the APS and APRL may borrow books directly from the Library, while members of chapters or affiliates (the ASNP has requested "unit" status within the APS) of the APS may obtain material from the Library through their chapter or affiliate representative. All others may utilize the facilities of the Library by having their local library request material for them through the interlibrary loan program. A photocopying service is available for 10¢ per page to APS and APRL members and 15¢ per page to all others with a 50¢ minimum charge.

Quarterly Journal

The Library quarterly, *Philatelic Literature Review*, has been an authoritative and valuable source of information concerning philatelic literature for many years. Formerly published by the Philatelic Literature Association before its merger with the APRL in 1969, the *Review* has published outstanding bibliographies of published material on numerous philatelic subjects. In addition, many articles of great interest and comprehensive reviews of current, worldwide philatelic publications are a major part of the *Review*. A section of the *Review* is also devoted to listing new Library acquisitions.

Literature Clearinghouse

One of the most popular features of the *Philatelic Literature Review* is the Philatelic Literature Clearinghouse, wherein members may advertise literature for sale, or publish their want lists for needed literature. It is an excellent way to build your own private reference library, or to dispose of duplicate material.

So far, the brochure of the American Philatelic Research Library, P.O. Box 338, State College, PA 16801. As soon as we have achieved "unit" status within the APS, all members of the ASNP will be able to borrow books and periodicals through our Society Librarian, Mr. Fernand Möllenkramer, 6301 Downey Avenue, Long Beach, CA 90805. In the meantime, if you have books and other material which you are willing to loan to fellow members, send a list to Mr. Möllenkramer. Specify whether you yourself want to handle requests (that is, have your address listed), or whether you want loans to be made through Mr. Möllenkramer. In our next Bulletin, we will start with a list of books and material which our members have available.

Below we will list the Netherlands materials at present available from the APRL:

- Speciale Catalogus* (NVPH), 1938, 1939 Suppl., 1940, 1949, 1953, 1955, 1961, 1967 and 1969 eds. (in Dutch)
- Manual of the Stamps of Netherlands, Netherlands Indies, Curaçao, and Surinam* by A. Arthur Schiller and Johannes de Kruyf, New York, 1940
- Mebus Catalog, Netherlands and Overseas Territories*, Amsterdam, 1950 (in Dutch)
- The Stamps of Belgium, Luxembourg, Netherlands*, Stanley Gibbons, Ltd., London, 1971

Catalogue and Guide of the Postal Stationery of the Kingdom of the Netherlands, by John van Deth, Blaricum, 1948

POKO Issues of the Netherlands, by Burton E. Bauder, Chicago: Netherlands Philatelic Society, 1974 (1st ed.)

Documentatie Postinrichtingen 1850-1906, by Frans Blom, The Hague, 1972 (in Dutch)

Postal Booklets: Netherlands, Dutch East Indies, Curaçao, by Jan Dekker, Chicago: Netherlands Philatelic Society, 1969

Summer Stamps of the Netherlands, by Christiaan de Moor (1949)

De Poststukken van Nederland, by G.W.A. de Veer, Deventer, 1947 (in Dutch)

Curaçao, Specialized, 1872-1925, by Clarence W. Hennen, Chicago, (1925)

The 19th Century Stamps of Holland, by Frank W. Julsen, Holton, Kansas, 1939

Holland, by Frederick J. Melville, London, 1909

The Netherlands: The First Issue, by Fred L. Reed, June 1952

The Halfround Postmarks on the First Issue of the Netherlands, by Fred L. Reed, The Hague, 1970 (2nd ed.)

The History of the Netherlands Antilles Through Its Stamps, by the Postal Services of the Netherlands Antilles, no date (4 pp.)

Netherlands Centenary Philatelic Exhibition, Jan. 26-Febr. 28, 1953, Philadelphia, National Philatelic Museum

Various booklets and leaflets on postal history and special stories of individual postage stamps, up to 1963, richly illustrated (Netherlands)

If you think that the holdings of the APRL on the Netherlands and overseas territories are quite meager, you can always do something about it. Your editor looked through his fairly small reference library and noticed that he had a duplicate copy of a small book on the 1864 set of the Netherlands, which will be donated to the APRIL in the name of the ASNP. Two copies won't do me any good, but it might be of use on the shelves of the APRL. My personal copy will always be available for loan to a fellow member.

Book Review

Burton E. Bauder, *Poko issues of The Netherlands*, Revised Edition. Publication of Netherlands Philatelic Society of Chicago, May 1975. Available at \$3.50 from Mr. Julius Mansbach, 6323 N. Francisco, Chicago, IL 60645.

Is it really necessary to give a review of a book that came out in May 1974, and which needed a second edition in one year's time? To pose the question is to answer it, I think. But, for those of you who do not know what Poko stamps are, let me give you the author's definition: "A POKO stamp normally shows the combination of three elements: A roll or coil stamp, perforated with initials, and affixed by a machine." The revised edition has many more listings than the first one, while the introductory material has also been updated.

This 100-page book is No. 3 in the NPS Monograph Series. Other titles in the series are:

Postal booklets of the Netherlands, Dutch East Indies, and Curaçao, by Jan Dekker

The censor markings of Surinam 1940-1945, by Frank W. Julsen

while in preparation are:

The philatelic service of the Netherlands PTT, by Rene Kuypers

Web photogravure printing, by Jan Dekker

In our next issue we will review *Netherlands: The 1872 Issue*, a 1974 publication of the Netherlands and Colonies Philatelists of Northern California. The 1872 Committee consisted of: John Heimans, Hal MacDonald, Albert Muller, Frank Ruys, Bert Schapelhouman, George Vandenberg, Ralph Van Heerden and Frank Vroom.